

Praesepe and the seven white dwarfs

P. D. Dobbie,^{1*} D. J. Pinfield,² R. Napiwotzki,¹ N. C. Hambly,³ M. R. Burleigh,¹
M. A. Barstow,¹ R. F. Jameson¹ and I. Hubeny⁴

¹*Department of Physics and Astronomy, University of Leicester, University Road, Leicester LE1 7RH*

²*Science & Technology Research Institute, University of Hertfordshire, College Lane, Hatfield, AL10 9AB*

³*Wide Field Astronomy Unit, Institute for Astronomy, School of Physics, University of Edinburgh, Blackford Hill, Edinburgh, EH9 3HJ*

⁴*National Optical Astronomy Observatory, Tucson, AZ 85726, USA*

Accepted 2004 October 19. Received 2004 October 18; in original form 2004 August 31

ABSTRACT

We report the discovery, from our preliminary survey of the Praesepe open cluster, of two new spectroscopically confirmed white dwarf candidate members. We derive the effective temperatures and surface gravities of WD0837+218 and WD0837+185 (LB5959) to be 17845^{+555}_{-565} K and $\log g = 8.48^{+0.07}_{-0.08}$ and 14170^{+1380}_{-1590} K and $\log g = 8.46^{+0.15}_{-0.16}$, respectively. Using theoretical evolutionary tracks we estimate the masses and cooling ages of these white dwarfs to be $0.92 \pm 0.05 M_{\odot}$ and 280^{+40}_{-30} Myr and $0.90 \pm 0.10 M_{\odot}$ and 500^{+170}_{-100} Myr, respectively. Adopting reasonable values for the cluster age we infer the progenitors of WD0837+218 and WD0837+185 had masses of $2.6 \leq M \leq M_{\text{crit}} M_{\odot}$ and $2.4 \leq M \leq 3.5 M_{\odot}$, respectively, where M_{crit} is the maximum mass of a white dwarf progenitor. We briefly discuss these findings in the context of the observed deficit of white dwarfs in open clusters and the initial mass–final mass relationship.

Key words: white dwarfs – open clusters and associations: individual: Praesepe.

1 INTRODUCTION

The common age, metallicity and distance of their members make galactic open star clusters favourable environments in which to examine fundamental issues in stellar and galactic astrophysics e.g. the shape of the initial mass function (IMF) or the form of the initial mass–final mass relationship (e.g. Weidemann 1987). The modestly rich and well-studied Praesepe (NGC 2632) cluster at a distance of 177 pc, as determined from *Hipparcos* astrometric measurements (Mermilliod et al. 1997), appears particularly suited to such investigations. Its members share a distinct proper motion, so it is comparatively straightforward to discriminate them from the vast majority of field objects along this line of sight. For example, Hambly et al. (1995) performed an astrometric survey of 19 square degrees centered on the cluster and found the proper motions of members tightly clumped around $\mu_{\alpha} \cos \delta = -30 \text{ mas yr}^{-1}$ and $\mu_{\delta} = -8 \text{ mas yr}^{-1}$. A more recent *Hipparcos* based study of Praesepe finds mean values of $\mu_{\alpha} \cos \delta = -35.7 \text{ mas yr}^{-1}$ and $\mu_{\delta} = -12.7 \text{ mas yr}^{-1}$ (van Leeuwen 1999).

A spectroscopic study of F-type members indicates the cluster is slightly metal rich with respect to the Sun ($[\text{Fe}/\text{H}] = 0.038$, $[\text{C}/\text{H}] = 0.01$; Friel & Boesgaard 1992). This is consistent with the conclusions reached by previous investigations of this type (e.g. Boesgaard & Budge 1988). However, there is still uncertainty as

to the age of the cluster, with estimates ranging from 0.4–2 Gyr (e.g. Allen 1973; Mathieu & Mazeh 1988). Those determinations based on isochrone fitting generally support an age of between 0.7–1.1 Gyr (e.g. Anthony-Twarog 1982; Mazzei & Pigatto 1988), although Claver et al. (2001), hereafter C01, favour a value closer to that of the Hyades (625 Myr), on grounds that the two clusters have similar metallicity and that, kinematically, Praesepe is part of the Hyades moving group (Eggen 1960).

To date, five white dwarf members of Praesepe have been identified: LB390, LB5893, LB393, LB1847 and LB1876 (Luyten 1962; Eggen & Greenstein 1965; Anthony-Twarog 1982, 1984; C01). This is fewer than the 7–20 observable degenerates predicted from the extrapolation of the present-day cluster luminosity function, allowing for reasonable assumptions about the form of the IMF, the maximum progenitor mass (M_{crit}) and the binary fraction (Williams 2004, hereafter W04). Several explanations have been put forward to account for this shortfall and the deficit of white dwarfs observed in other open clusters such as the Hyades. For example, if $M_{\text{crit}} \sim 4 M_{\odot}$ there would have been fewer white dwarf progenitors in the first place (e.g. Tinsley 1974). However, the presence of the white dwarf LB1497 in the Pleiades with an estimated progenitor mass $M \gtrsim 6 M_{\odot}$ argues against this (C01). It has recently been shown that asymmetry at a level of only 1 per cent in the post-main-sequence mass-loss process is sufficient to lead to the rapid loss of a significant fraction of the white dwarf population from an open cluster (Fellhauer et al. 2003). Alternatively, for Praesepe at least, it may be that no investigation to date has included a sufficient fraction of the

*E-mail: pdd@star.le.ac.uk

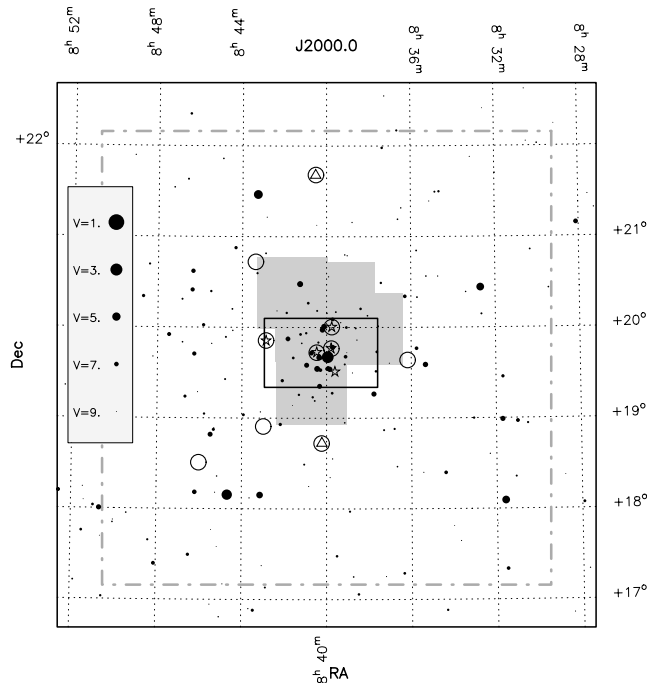


Figure 1. A schematic plot of the Praesepe cluster showing stars down to $V \approx 9$ and the areas surveyed by Anthony-Twarog (1982, 1984, solid outline) and C01 (grey shading). The region included in this investigation is outlined (dashed grey line). All objects listed in Table 1 (open circles) and the known white dwarf cluster members (open stars) are also overplotted. The locations of the two new spectroscopically confirmed white dwarf candidate members are highlighted (open triangles).

total area the cluster projects on the sky. The surveys of Anthony-Twarog (1982, 1984) and C01 have both concentrated on the central ~ 2 square degrees of the cluster but Adams et al. (2002) determine the tidal radius to be $\sim 5^\circ$ (see Fig. 1).

There have been a number of studies of the five previously known Praesepe white dwarfs. Reid (1996) have used high-resolution spectroscopy of the H- α line cores to derive gravitational redshift based mass estimates of 0.42, 0.91 and 0.67 M_\odot for LB390, LB5893 and LB393, respectively. C01 fitted synthetic line profiles to moderate resolution, high signal-to-noise ratio (S/N) spectra of the H- η to H- β members of the Balmer series in each white dwarf, to measure effective temperatures (T_{eff}) and surface gravities ($\log g$). Subsequently, they derived the mass of each, in the order listed in the above paragraph, to be 0.82, 0.91, 0.62, 0.82 and 0.75 M_\odot . They also noted the anomalously low mass that Reid determined for EG59 likely stemmed from his neglect of the Zeeman splitting of the H- α line core caused by a magnetic field with a strength of ~ 3 MG. Reid and C01 have estimated the mass of the progenitor star of each degenerate, comparing the difference between the age of the cluster and the cooling time for the white dwarf to the predictions of stellar evolutionary models. For four of the white dwarfs studied the progenitor mass is consistent with the existence of a monotonically increasing relationship between the initial mass and the final mass (see fig. 11 of C01). However, in both investigations LB5893 is found to be ‘too young’ for its comparatively high mass. C01 speculate that it may be the outcome of binary evolution, perhaps a double degenerate merger. Alternatively, taking into account both this white dwarf and his mass estimate for LB390, Reid suggests that a simple relationship between initial mass and final mass may not exist.

To move towards a resolution of these issues we are embarking on a comprehensive search for additional white dwarf members of Praesepe. Here we report the discovery, from a preliminary version of this survey, of two new white dwarf candidate cluster members. For each object we present an optical spectrum, determine T_{eff} and $\log g$ and, by comparing these measurements to evolutionary models, estimate mass and cooling time. We conclude by briefly discussing our findings in the context of the reported deficit of white dwarfs in Praesepe and the initial mass–final mass relationship.

2 A PRELIMINARY SEARCH FOR PRAESEPE WHITE DWARFS

We have utilized the USNO-B1.0 catalogue to undertake a survey of a $5^\circ \times 5^\circ$ region centred on the Praesepe open cluster ($\alpha = 08^{\text{h}}40^{\text{m}}$, $\delta = +19^\circ40'$, J2000.0). The USNO-B catalogue contains astrometric information and photographic magnitudes for over a billion objects, gleaned from digitally scanned photographic plates spanning a baseline of ~ 50 yr. The internal astrometric accuracy and the dispersion in the photometry are estimated to be ~ 0.2 arcsec and ~ 0.3 mag, respectively (for details see Monet et al. 2003).

In this preliminary effort we have extracted all sources with $19 \geq O \geq 17$, $O-E \leq 0$ and with proper motions $-25 \geq \mu_\alpha \cos \delta \geq -45$ mas yr $^{-1}$, $0 \geq \mu_\delta \geq -20$ mas yr $^{-1}$. This encompasses the magnitude range of known cluster white dwarfs and is virtually coincident with the astrometric range sampled by Hambly et al. (1995). Further, the survey should be near complete for $O-E \gtrsim -1$ (Hambly et al. 1995). Subsequently, the POSS II J and F images of each candidate have been inspected to eliminate extended sources, blended objects and spurious detections originating in the diffraction spikes of bright stars. As an additional check, candidates have been cross-referenced against the 2MASS Point Source Catalogue (Skrutskie et al. 1997), keeping only those which are either non-detections or have blue near-infrared (near-IR) colours within the photometric errors. Finally, we have used photographic photometry measured by SuperCOSMOS to compare the location of our new candidates to the locus of cluster white dwarfs in the B_J , R_F colour–magnitude diagram (Fig. 2). The external accuracy of individual passband

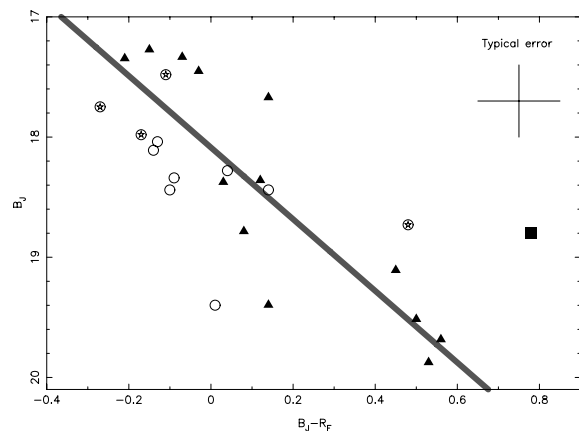


Figure 2. A B_J , $B_J - R_F$ colour–magnitude diagram of the 11 objects remaining after cross-referencing against the 2MASS Point Source Catalogue (PSC; open circles). The thick line represents a linear least-squares fit to SuperCOSMOS photometry of the known degenerate members (open circles + stars) and objects drawn from the 20-pc sample of Holberg et al. (2002) with trigonometric parallax determinations (filled triangles). The magnitudes of the latter have been scaled to correspond to a distance of 177 pc. Note that LB5893 (filled square) has been excluded from the fit.

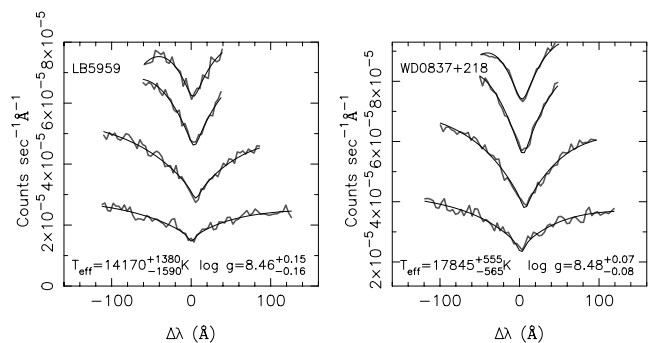
Table 1. Details of the six new candidate WD members unearthed (top) and the four previously known WD members recovered (bottom) by our preliminary survey of Praesepe.

Designation	Other ID	RA	Dec.	O	E	B_J	R_F	$\mu_\alpha \cos \delta$	μ_δ
		J2000.0							
		(h m s)	(° ′ ″)	USNO-B		SuperCOSMOS	(mas yr ⁻¹)	(mas yr ⁻¹)	
candidate 1	–	08 36 10.01	19 38 19.1	17.60	18.17	18.44	18.30	-36 ± 2	-2 ± 3
WD0837+185	LB5959	08 40 13.30	18 43 26.4	17.81	18.20	18.28	18.24	-32 ± 0	-12 ± 7
WD0837+218	–	08 40 31.47	21 40 43.1	17.87	18.64	18.04	18.17	-30 ± 5	-6 ± 5
candidate 4	–	08 42 58.03	18 54 35.5	17.86	18.44	18.34	18.43	-34 ± 3	-8 ± 2
candidate 5	–	08 43 22.00	20 43 30.5	18.34	18.39	18.44	18.54	-30 ± 4	-8 ± 2
candidate 6	LB8648	08 46 01.91	18 30 48.5	18.04	18.25	18.11	18.25	-36 ± 5	-14 ± 5
WD0836+201	LB393, EG61	08 39 45.57	20 00 16.0	17.54	18.24	17.98	18.15	-32 ± 2	-10 ± 4
WD0836+199	LB1847, EG60	08 39 47.20	19 46 12.1	17.64	18.31	18.73	18.25	-38 ± 3	-10 ± 2
WD0837+199	LB390, EG59	08 40 28.09	19 43 34.8	17.28	17.78	17.48	17.59	-34 ± 2	-2 ± 3
WD0840+200	LB1876	08 42 52.32	19 51 11.3	17.27	18.00	17.75	18.02	-30 ± 3	-10 ± 4

magnitudes in the SuperCOSMOS Sky Survey is quoted as 0.3 mag, but this uncertainty is dominated by drifts in zeropoints as a function of magnitude and position on the sky. These systematic errors do not appear when using colours as they are the same in all passbands, so indices like $B_J - R_F$ are accurate to ~ 0.1 mag (Hambly, Irwin & MacGillivray 2001). This is not the case in USNO-B where the scatter in colours is > 0.3 mag.

To enhance the white dwarf sequence which is rather loosely defined by the five known degenerate members (the photometry for LB5893 appears to have been adversely affected by the proximity of the bright stellar cluster member KW195) we have used suitable objects drawn from the 20-pc sample of Holberg, Oswalt & Sion (2002) with trigonometric parallax determinations and SuperCOSMOS B_J and R_F photometry, scaling these to the cluster distance of 177 pc. Of the seven new candidates, the locations of six are deemed consistent with them being white dwarf members of Praesepe, the remaining object lying ~ 1 mag below the sequence (see Fig. 2). Details of these six candidates and the four previously known white dwarf members recovered here are given in the top and the bottom parts of Table 1, respectively. Although CO1 recognize LB5893 to be an astrometric member, it is not recovered here as its proper motion is listed in the USNO-B1.0 catalogue as $\mu_\alpha \cos \delta = -56$ mas yr⁻¹, $\mu_\delta = -14$ mas yr⁻¹. This astrometry also appears to have been affected by the proximity of KW 195.

We have obtained optical spectra of two candidates in the sample (LB5959 and WD0837+218) using the William Herschel Telescope and the double-armed ISIS spectrograph on 2001 January 28. Sky conditions were fair on this night with clear skies but with seeing ~ 2 arcsec. For the course of the run ISIS was configured with the 5700 dichroic and the EEV12 and TEK4 detectors on the blue and red arms, respectively. The data were obtained using the R158B and R158R gratings and a slit width of 1 arcsec to provide a spectral resolution of $\approx 6 \text{ \AA}$. Total exposure times were 60 and 120 min for LB5959 and WD0837+218, respectively. The CCD frames were bias-subtracted and flat-fielded and the cosmic ray hits were removed using the IRAF routines CCDPROC and FIXPIX. Subsequently the spectra were extracted using the APEXTRACT package and wavelength-calibrated by comparison with the CuAr + CuNe arc spectra. Our observed spectral standards (G191-B2B and Feige 67) were drawn from the catalogues of Oke (1974, 1990) and used to remove the instrument signature and telluric features from the science spectra.

**Figure 3.** The results of our fitting of synthetic profiles (thin black lines) to the observed Balmer lines (thick grey lines).

3 ANALYSIS OF THE DATA

3.1 Model white dwarf spectra

A glance at Fig. 3 reveals broad hydrogen Balmer lines consistent with both objects being DA white dwarfs. Therefore, we have generated a grid of pure-H synthetic spectra covering the T_{eff} and surface gravity ranges 14 000–20 000 K and $\log g = 7.0$ –9.0, respectively. We have used the latest versions of the plane-parallel, hydrostatic, non-local thermodynamic equilibrium (non-LTE) atmosphere and spectral synthesis codes TLUSTY (v200; Hubeny 1988; Hubeny & Lanz 1995) and SYNPEC (v48; Hubeny & Lanz, private communication). We have employed a state-of-the-art model H atom incorporating the eight lowest energy levels and one superlevel extending from $n = 9$ to $n = 80$, where the dissolution of the high lying levels was treated by means of the occupation probability formalism of Hummer & Mihalas (1988), generalized to the non-LTE situation by Hubeny, Hummer & Lanz (1994). All calculations were carried out under the assumption of radiative equilibrium, included the bound-free and free-free opacities of the H⁺ ion and incorporated a full treatment for the blanketing effects of H I lines and the Lyman $-\alpha$, $-\beta$ and $-\gamma$ satellite opacities as computed by N. Allard (e.g. Allard et al. 2004). During the calculation of the model structure the lines of the Lyman and Balmer series were treated by means of an approximate Stark profile but in the spectral synthesis step

Table 2. Details of the two new spectroscopically confirmed white dwarf candidate cluster members. Masses and cooling times are derived from the ‘thick H layer’ evolutionary calculations of Wood (1995).

WD	$T_{\text{eff}}(\text{K})$	$\log g$	$M(M_{\odot})$	$\tau_c(\text{Myr})$
0837+185	$14170^{+1380}_{-1590^a}$	$8.46^{+0.15}_{-0.16}$	0.90 ± 0.10	500^{+170}_{-100}
0837+218	17845^{+555}_{-565}	$8.48^{+0.07}_{-0.08}$	0.92 ± 0.05	280^{+40}_{-30}

Note. ^aExtrapolated.

detailed profiles for the Balmer lines were calculated from the Stark broadening tables of Lemke (1997).

3.2 Determination of effective temperatures and surface gravities

We carried out comparisons between models and data using the spectral fitting program XSPEC (Shafer et al. 1991). XSPEC works by folding a model through the instrument response before comparing the result to the data by means of a χ^2 -statistic. The best-fitting model representation of the data is found by incrementing free grid parameters in small steps, linearly interpolating between points in the grid, until the value of χ^2 is minimized. Errors are calculated by stepping the parameter in question away from its optimum value until the difference between the two values, $\Delta\chi^2$, corresponds to 1σ for a given number of free model parameters (e.g. Lampton et al. 1976). The errors in T_{eff} and $\log g$ quoted here are formal 1σ fit errors and may underestimate the true uncertainties.

Preliminary fitting of our model grid to the observed Balmer line profiles ($\text{H}\epsilon$ – $\text{H}\alpha$) in both spectra revealed that our efforts to remove the effects of the wiggles in the response of the ISIS dichroic around 4400 Å had not been entirely successful. Therefore, we excluded the Balmer γ line from our subsequent analyses, determining T_{eff} and $\log g$ from the four remaining profiles. The results are given in Table 2 and shown overplotted in Fig. 3.

4 DISCUSSION

4.1 Cluster membership and the white dwarf deficit

A steep power law ($\Gamma = 2$) was the only shape of IMF of the four investigated by W04 that was consistent with his assumption of seven white dwarf members of Praesepe, for reasonable values of the maximum progenitor mass ($6 M_{\odot} \leq M_{\text{crit}} \leq 10 M_{\odot}$). The ‘Naylor’ IMF, a broken power law with index $\Gamma = 0.2$ ($M \leq 1 M_{\odot}$) and $\Gamma = 1.8$ ($M > 1 M_{\odot}$) was found to be consistent only for $M_{\text{crit}} = 6 M_{\odot}$. However, in a subsequent paper, Williams, Bolte & Liebert (2004) show LB6037 and LB6072 to be quasi-stellar objects (QSOs), reducing the number of bona fide white dwarf members of Praesepe unearthed to date to only five. In this case, only the steep power-

law form with $M_{\text{crit}} \leq 8 M_{\odot}$ can be considered consistent with the observations.

Nevertheless, we have presented evidence here that the number of Praesepe white dwarfs is at least seven. As a further check of the membership status of our two new spectroscopic candidates we constrain their distances using the measured T_{eff} and $\log g$ and radii derived from evolutionary tracks. From the ‘thick H layer’ models of Wood (1995) we determine $R = 0.0093 \pm 0.0020 R_{\odot}$ and $R = 0.0091 \pm 0.0009 R_{\odot}$ for LB5959 and WD0837+218, respectively. Subsequently, we estimate the absolute visual magnitude of LB5959 to be $M_V = 12.0 \pm 0.5$ and that of WD0837+218 to be $M_V = 11.7 \pm 0.2$. Referring to the synthetic photometry of Bergeron, Wesemael & Beauchamp (1995, also private communication) we estimate $B - V \approx +0.15$ and $+0.05$ for the cooler and hotter degenerate, respectively. Thus from the SuperCOSMOS data, $B_J = 18.3 \pm 0.3$ and $B_J = 18.0 \pm 0.3$, we determine V magnitudes of 18.15 ± 0.3 and 18.0 ± 0.3 . Hence, we estimate these white dwarfs to reside at 170^{+45}_{-40} and 180^{+40}_{-30} pc, respectively.

Indeed, the favourable success rate of our preliminary survey in unearthing cluster white dwarfs suggests several of the remaining four new candidates will also prove to be degenerate members. However, as confirmation of this must await further spectroscopy, for now we consider the observed number of Praesepe white dwarfs, N , to lie in the range $7 \leq N \leq 11$. Based on the Williams simulations we find the steep power-law form of the IMF is consistent with the observed number for any reasonable value of M_{crit} . Similarly, if $N \geq 8$, the ‘Naylor’ form can be considered consistent for any reasonable value of M_{crit} . We note that one requires to detect at least 10 white dwarf members for the Salpeter form of the IMF to be regarded at best, in Williams scheme, as mildly inconsistent with the observed number ($P \approx 0.07$). As our preliminary results indicate white dwarf members are to be found outwith the well-studied inner regions of the cluster (Fig. 1 shows WD0837+218 lies at a projected separation of $\sim 2^\circ$) more likely await discovery. A detailed survey extending out to at least the tidal radius should be undertaken before any firm conclusions are drawn regarding the form of the IMF.

Prior to this work only the ‘Naylor’ form of the IMF was found to be consistent with the non-detection of cluster white dwarfs residing in unresolved binary systems (W04). However, there is no evidence to suggest that either of the two new confirmed white dwarfs resides in a binary. We find a white dwarf with $T_{\text{eff}} = 17\,000$ K and $\log g = 8.0$, typical of the Praesepe population, has $M_V = 11.0$, $M_B = 11.0$ and $M_U = 10.2$ (Bergeron et al. 1995) and a young disc M3 dwarf has $M_V = 10.7$, $M_B = 12.3$ and $M_U = 13.4$ (Leggett et al. 1992). An unresolved binary consisting of these two objects has $U - B = -0.6$, $B - V = 0.6$. It thus lies on the fringes of the W04 criteria for being ‘observable’ ($U - B \leq 0.0$, $B - V \leq 0.6$), which were chosen to approximate the limits of the UBV surveys of C01 and Anthony-Twarog. White dwarfs with more massive main sequence companions are unlikely to have been identified by these surveys. Similarly, because both Luyten’s and the current work utilized blue and red photographic plates, selecting objects with colours $\text{I.C.} \leq 0.2$ ($\approx B - V \lesssim 0.5$) and $\text{O-E} \leq 0$ respectively, these too are likely

Table 3. Progenitor lifetimes and corresponding masses for various adopted cluster ages.

Progenitor of WD	8.80 (log ₁₀ Myr)		8.92 (log ₁₀ Myr)		9.04 (log ₁₀ Myr)	
	τ_{prog} (Myr)	$M_{\text{prog}}(M_{\odot})$	τ_{prog} (Myr)	$M_{\text{prog}}(M_{\odot})$	τ_{prog} (Myr)	$M_{\text{prog}}(M_{\odot})$
0837+185	130^{+100}_{-170}	$4.9^{M_{\text{crit}}}_{-1.0}$	330^{+100}_{-170}	$3.4^{+1.1}_{-0.3}$	600^{+100}_{-170}	$2.8^{+0.3}_{-0.2}$
0837+218	350^{+30}_{-40}	$3.3^{+0.2}_{-0.1}$	550^{+30}_{-40}	$2.9^{+0.0}_{-0.1}$	820^{+30}_{-40}	$2.5^{+0.0}_{-0.1}$

biased against finding white dwarfs residing in binaries with stars of spectral type earlier than mid-M.

Farihi, Becklin & Zuckerman (2003) report a deficit of objects of spectral type later than mid-M paired to field white dwarfs at separations of \sim a few 100 au. Furthermore, radial velocity surveys point towards a drop in the relative frequency of main-sequence binaries with mass ratios $M_2/M_1 \lesssim 0.2$, at separations $\lesssim 5$ au (Halbwachs et al. 2003; Marcy & Butler 2000). Hence, it seems plausible, particularly as the progenitors of the Praesepe and Hyades white dwarfs had $M \gtrsim 2.5 M_\odot$, that by including a population of zero-age binaries consisting of randomly paired stars, the simulations of W04 overpredict the number of detectable white dwarfs in unresolved binaries with main-sequence companions. This assumption was acknowledged by W04 as a possible shortcoming in their modelling. Our forthcoming GALEX survey of Praesepe will expand the parameter space in which we are able to search for white dwarfs to include those in unresolved systems with K-, G- and F-type companions. It will reveal important additional information on the form of the IMF and the binary fraction of this cluster.

4.2 White dwarf masses and the initial mass-final mass relationship

We have estimated the masses of the two new white dwarfs by comparing their measured T_{eff} and $\log g$ to the predictions of evolutionary calculations (Wood 1995). As expected for their progenitor masses, $M \gtrsim 2.5 M_\odot$, these two objects have masses greater than the canonical white dwarf value of $M \approx 0.6 M_\odot$ (see Table 2). We have also used the evolutionary tracks to estimate the cooling times of these objects, determining 500_{-100}^{+170} Myr and 280_{-30}^{+40} Myr for LB5959 and WD0837+218, respectively. As the age of the cluster is rather uncertain we have used three different estimates encompassing the likely value ($\log \tau_{\text{cluster}} = 8.80, 8.92$ and 9.04) to derive the progenitor lifetimes. Using cubic splines to interpolate between the lifetimes calculated for stars of solar composition by Girardi et al. (2000), we constrain the masses of the progenitors of LB5959 and WD0837+218 to be $2.6 \leq M \leq M_{\text{crit}} M_\odot$ and $2.4 \leq M \leq 3.5 M_\odot$, respectively.

Examining the location of these objects in fig. 11 of C01 we find that while LB5959 fits in comfortably with a monotonic relationship between initial mass and final mass, like LB5893, WD0837+218 appears to be too hot and hence too young for its high mass. We note there are five blue straggler members of Praesepe (e.g. Andrievsky 1998). The evolution of these objects appears to have been delayed, either through binary interaction or another as yet unidentified mechanism. We suggest that LB5893 and WD0837+218 may be related to this population. Alternatively, as suggested by Reid (1996), perhaps at least some stars do not subscribe to a simple monotonic relationship between their mass and the mass of their resulting white dwarf remnant.

ACKNOWLEDGMENTS

PDD and DJP are sponsored by PPARC postdoctoral grants. RN and MRB acknowledge the support of PPARC advanced fellowships. The WHT is operated on the island of La Palma by the Isaac Newton Group in the Spanish Observatorio del Roque de los Muchachos of the Instituto de Astrofísica de Canarias. This publication makes use of data products from the Two Micron All Sky Survey, which is a joint project of the University of Massachusetts and the Infrared Processing and Analysis Center/California Institute of Technology,

funded by the National Aeronautics and Space Administration and the National Science Foundation. We thank the anonymous referee for timely and useful comments.

REFERENCES

- Adams J. D., Stauffer J. R., Skrutskie M. F., Monet D. G., Portegies Zwart S. F., Janes K. A., Beichman C. A., 2002, *AJ*, 124, 1570
 Allard N. F., Royer A., Kielkopf J. F., Feautrier N., 1999, *Phys. Rev. A*, 60, 1021
 Allard N. F. et al., 2004, *ApJ*, 601, 183
 Allen C. W., 1973, *Astrophysical Quantities*, The Athlone Press, London
 Andrievsky S. M., 1998, *A&A*, 334, 139
 Anthony-Twarog B. J., 1982, *ApJ*, 255, 245
 Anthony-Twarog B. J., 1984, *AJ*, 89, 267
 Bergeron P., Wesemael F., Beauchamp A., 1995, *PASP*, 107, 1047
 Boesgaard A. M., Budge K. G., 1988, *ApJ*, 332, 410
 Claver C. F., Liebert J., Bergeron P., Koester D., 2001, *ApJ*, 563, 987
 Eggen O. J., 1960, *MNRAS*, 120, 540
 Eggen O. J., Greenstein J. L., 1965, *ApJ*, 141, 83
 Farihi J., Becklin E. E., Zuckerman B., 2003, in Martín E. L. ed., *Proc. IAU Symp. 211, Brown Dwarfs*. Astron. Soc. Pac., San Francisco, p. 289
 Fellhauer M., Lin D. N. C., Bolte M., Aarseth S. J., Williams K. A., 2003, *ApJ*, 595, 53
 Friel E. D., Boesgaard A. M., 1992, *ApJ*, 387, 170
 Girardi L., Bressan A., Bertelli G., Chiosi C., 2000, *A&AS*, 141, 371
 Halbwachs J. L., Mayor M., Udry S., Arenou F., 2003, *A&A*, 397, 159
 Hambly N. C., Steele I. A., Hawkins M. R. S., Jameson R. F., 1995, *A&AS*, 109, 29
 Hambly N. C., Irwin M. J., MacGillivray H. T., 2001, *MNRAS*, 326, 1295
 Holberg J. B., Oswalt T. D., Sion E. M., 2002, *ApJ*, 571, 512
 Hubeny I., 1988, *Comp. Phys. Comm.*, 52, 103
 Hubeny I., Lanz T., 1995, *ApJ*, 439, 875
 Hubeny I., Hummer D., Lanz T., 1994, *A&A*, 282, 151
 Hummer D., Mihalas D., 1988, *ApJ*, 331, 794
 Lampton M., Margon B., Bowyer S., 1976, *ApJ*, 208, 177
 Leggett S. K., 1992, *ApJS*, 82, 351
 Lemke M., 1997, *A&AS*, 122, 285
 Luyten W. J., 1962, *The Observatory*. Univ. Minnesota, 31, 1
 Marcy M., Butler B., 2000, *PASP*, 112, 137
 Mathieu R. D., Mazeh T., 1988, *ApJ*, 326, 256
 Mazzei P., Pigatto L., 1988, *A&A*, 193, 148
 Mermilliod J. C., Turon C., Robichon N., Arenou F., Lebreton Y., 1997, in *ESA SP-402, Hipparcos Venice 97*, ESA Publications Division, Noordwijk, p. 643
 Monet D. G. et al., 2003, *AJ*, 125, 984
 Oke J. B., 1974, *ApJS*, 27, 21
 Oke J. B., 1990, *AJ*, 99, 1621
 Reid I. N., 1996, *AJ*, 111, 2000
 Shafer R. A., Haberl F., Arnaud K. A., 1991, *ESA TM-09, XSPEC: An X-Ray Spectral Fitting Package*. ESA Publications Division, Noordwijk
 Skrutskie M. F. et al., 1997, in Garzon F. et al., eds, *The Impact of Large Scale Near-IR Sky Surveys*, Kluwer, Dordrecht, p. 25
 Tinsley B. M., 1974, *PASP*, 86, 554
 van Leeuwen F., 1999, *A&A*, 341, 71
 Weidemann V., 1987, *A&A*, 188, 74
 Williams K., 2004, *ApJ*, 601, 1067, W04
 Williams K., Bolte M., Liebert J., 2004, *AJ*, 128, 1784
 Wood M. A., 1995, in Koester D., Werner K., eds, *White Dwarfs*, Springer, Berlin, p. 41

This paper has been typeset from a $\text{\TeX}/\text{\LaTeX}$ file prepared by the author.